

PACONLINE Trading System For Online Clients

How To View IDSS Stocks / Indicators

- IDSS Stock indicator can viewed at the STOCK INFO.

Stock Info/Tracker - CARLSBG

Symbol/Code: 2836 / CARLSBG ▲ 19.260 0.020 0.10%

Info | Time and Sales | Business Done | Price Distribution

ISIN	MYL283600004	Total Sell Trans.	-
Lot Size	100	LACP	19.240
Shares Issued	305.75M	High Price	19.260
Mkt. Cap.	5.89B	Low Price	19.260
Par Value	-	Day Spread	-
Ceiling	25.000	Market Avg Price	19.26000
Floor	13.480	Week High	-
Delivery Basis	-	Week Low	-
Foreign Limit	-	Month High	-
Foreign Ownership Limit	-	Month Low	-
EP5	0.777	52Wk High	20.572
P/E Ratio	24.788	52Wk Low	13.754
NTA	0.530	52Wk Spread	6.818
		Type	RSS, PDT, IDSS
		IDSS Total Vol	-
		IDSS Total Val	-

- To insert IDSS TOTAL VOLUME & IDSS TOTAL VALUE in Paconline quote screen.
 - Click on "COLUMN" icon at quotes screen.

Quote Screen

Symbol	Code	Open	Close	High	Low	Bid Qty	Bid	Ask	Last	Chg	Ask Qty	Vol	TOP	TP	Open Int	LACP	b/s	Chg%	L	W	Trades	St	
CIMB	1023	6.170	6.080	6.170	6.080	11,200	6.080	6.090	6.080	0.000	8,700	12,300	0.000	POP1	0	6.080	b	0.00			2	6	A
CIMB-C33	102333	0.000	0.020	0.000	0.000	0	0.000	0.000	0.000	-	0	0	0.000	POP1	0	0.020	-	-	-	-	0	0	A
CIMB-C34	102334	0.000	0.005	0.000	0.000	0	0.000	0.000	0.000	-	0	0	0.000	POP1	0	0.005	-	-	-	-	0	0	A
CIMB-C35	102335	0.000	0.005	0.000	0.000	0	0.000	0.000	0.000	-	0	0	0.000	POP1	0	0.005	-	-	-	-	0	0	A

- Click the IDSS TOTAL VOL & IDSS TOTAL VAL >> save it.

Column Settings

Available:

- IDSS Total Vol
- IDSS Total Val

In Use:

- Symbol
- Code
- Open
- Close
- High
- Low
- Bid Qty
- Bid
- Ask
- Last

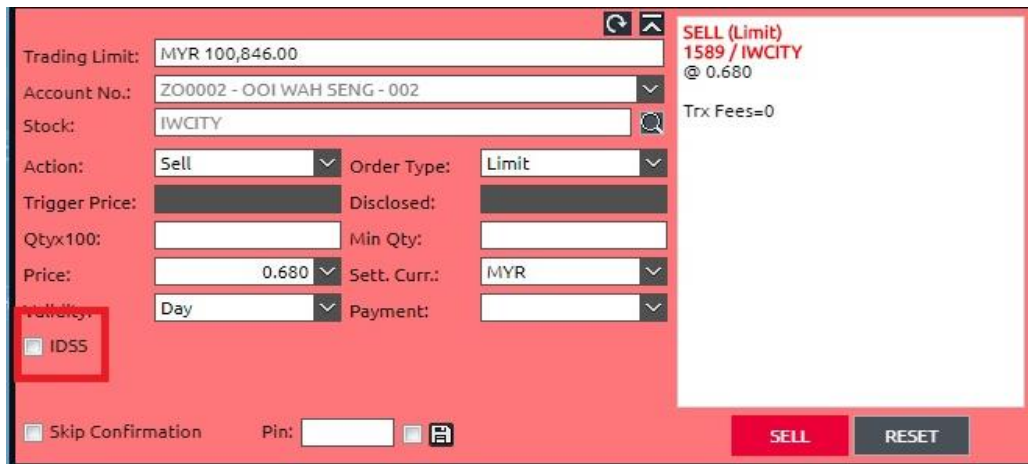
- Order book showing IDSS TOTAL VOL and IDSS TOTAL VAL.

Quote Screen

Symbol	Code	Open	Close	High	Low	Bid Qty	Bid	Ask	Last	Chg	Ask Qty	Vol	TOP	TP	LACP	Chg%	IDSS Total Vol	IDSS Total Val	Sts
CIMB	1023	6.170	6.080	6.170	6.080	11,200	6.080	6.090	6.080	0.000	8,700	12,300	0.000	POP1	6.080	0.00	0	0	A
CIMB-C33	102333	0.000	0.020	0.000	0.000	0	0.000	0.000	0.000	-	0	0	0.000	POP1	0.020	-	0	0	A
CIMB-C34	102334	0.000	0.005	0.000	0.000	0	0.000	0.000	0.000	-	0	0	0.000	POP1	0.005	-	0	0	A

How To Execute IDSS Orders

- To key-in IDSS sell, a client must TICK IDSS box on the SELL order ticket, otherwise the order will be submitted as a normal sell order where it will check for sufficient stock balance.

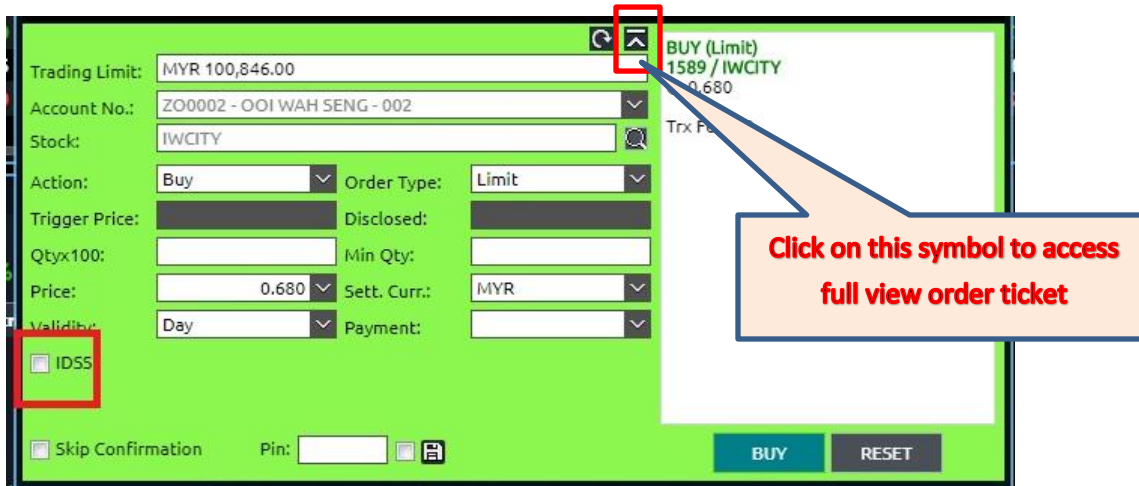


The screenshot shows a SELL order ticket form with the following fields and values:

- Trading Limit: MYR 100,846.00
- Account No.: ZO0002 - OOI WAH SENG - 002
- Stock: IWCITY
- Action: Sell
- Order Type: Limit
- Trigger Price: [Empty]
- Disclosed: [Empty]
- Qtyx100: [Empty]
- Min Qty: [Empty]
- Price: 0.680
- Sett. Curr.: MYR
- Validity: Day
- Payment: [Empty]
- Trx Fees=0

The IDSS checkbox is highlighted with a red box. The form also includes a "Skip Confirmation" checkbox, a "Pin:" field, and "SELL" and "RESET" buttons.

- To close IDSS position, a client must TICK IDSS box on the BUY order ticket, otherwise the client's limit will not be returned or reinstated.



The screenshot shows a BUY order ticket form with the following fields and values:

- Trading Limit: MYR 100,846.00
- Account No.: ZO0002 - OOI WAH SENG - 002
- Stock: IWCITY
- Action: Buy
- Order Type: Limit
- Trigger Price: [Empty]
- Disclosed: [Empty]
- Qtyx100: [Empty]
- Min Qty: [Empty]
- Price: 0.680
- Sett. Curr.: MYR
- Validity: Day
- Payment: [Empty]
- Trx Fees=0

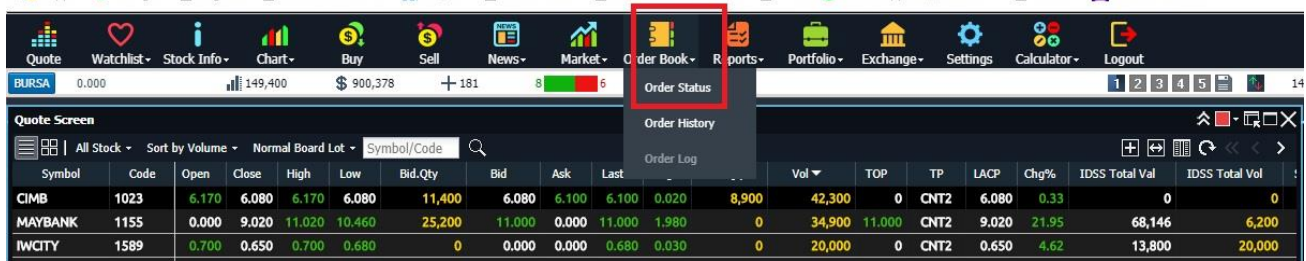
The IDSS checkbox and a small icon in the top right corner are highlighted with red boxes. A callout box points to the icon with the text: "Click on this symbol to access full view order ticket". The form also includes a "Skip Confirmation" checkbox, a "Pin:" field, and "BUY" and "RESET" buttons.

Note:

An online client is required to click on a full view of the order ticket in order to view the IDSS function.

How To Manage IDSS Orders

- To view the order status, click ORDER BOOK >> click ORDER STATUS.



- Order book showing IDSS order indicator under SUB ORDER TYPE.

The screenshot shows the 'Order Book' window with a table of orders. The 'OrdSubType' column is highlighted in red, and the value 'IDSS' is visible in the first two rows of the table.

Acc.No	Symbol	OrdTime	Action	OrdSubType	OrdType	Validity	Status	OrdQty	OrdPrice	TotalMatchQty	AvgPrice	MatchVal	Last	Code	OrdDate	UnmatchQty	CancelQty
000000217	CIMB	10:23:25	Sell	SS;IDSS	Limit	Day	Pending Queue	2,000	5.750	0	0.000	0	5.750	1023	02-10-2018	2,000	0
000000217	LIONFIB	10:22:54	Buy	SS;IDSS	Limit	Day	Pending Queue	1,000	0.530	0	0.000	0	0.530	8486	02-10-2018	1,000	0

- Step to insert SUB ORDER TYPE in the Orderbook.
click column >> select SUB ORDER TYPE >> save it.

